

## **PHENOTIPICAL CHARACTERS OF MELON (*Cucumis melo* L.) IN RESPONSE TO KARST CRITICAL LAND**

**Yuanita Rachmawati<sup>1\*</sup>, Budi Setiadi Daryono<sup>2</sup>, Ganies Riza Ariestya<sup>3</sup>**

<sup>1</sup> Universitas Islam Negeri Sunan Ampel of Surabaya, Indonesia

<sup>2</sup> Gadjah Mada University of Yogyakarta, Indonesia

\*Email: yuanitarhartono@gmail.com

---

### **ABSTRACT**

*Yogyakarta Agroecosystem has 158,600 ha of critical land spread over three zones. Two areas are Karst Land, located on Agroecosystem II includes Gunungsewu Hills, Gunungkidul and III covers Dlingo Bantul Hills and Sentolo Hills Kulon Progo Regency.. Karst Land is certainly provides stress to plants. These research purposes are examining the phenotype character of superior melon Cultivar TACAPA compare to parents and offsprings phenotypes. The phenotype characters are based on plant height, leaf number, time of melon flowering, water content of plants, and fruit and seed productivity. This experiment was done by Split Plot Design with Completely Randomized Design (CRD) with 4 kinds of treatment (control plant media, Gunungsewu, Dlingo, and Sentolo), 7 experimental units cultivars: TACAPA, TA, TP, PT, AT, Action 434, PI 371795), and 4 replications. Research result reveals that most of the phenotypic characters including plant height, number of leaves, fruit weight, and number of seeds produced have relatively no significant effect between treatment and control, while the phenotypic first time flowering time and water content of the plant, have a noticeable difference.*

**Keywords:** Phenotype, TACAPA Cultivars, Karst

### **INTRODUCTION**

Karst is an area that has the specific and unique characteristics of relief and drainage, because the karst area drainage system is dominated by subsurface water mostly into the underground network. So that in the rainy season, water cannot be retained on the surface and directly into the ground (Nahdi, 2012). This karst condition also provides dehydration stress in plants because water cannot be absorbed optimally by plants caused directly into the

underground layer. Grounds formed on main land such as limestone, limestone and glacial deposits, contain high levels of calcium carbonate ( $\text{CaCO}_3$ ) and the soil is likely to have a pH of about 7 or more (Sutara, 1996). This condition is certainly provides stress to plants.

Yogyakarta Agroecosystem has 158,600 ha of critical land spread over three zones. Two areas are karst land, located on Agroecosystem II and III. Agroecosystem II includes Gunungsewu Hills, Gunungkidul,

while Agroekosistem III covers Dlingo Bantul Hills and Sentolo Hills Kulon Progo Regency.

Some types of plants including melons, can grow and survive in conditions that are not optimum for its growth. This is because there are several mechanisms and strategies, can be done by an organism in a stressing environment, among others: Escaping, Avoidance, and Tolerance (Morgan, 1984; Mooney et al., 1987; Ingram and Bartels, 1996; Chaves et al., 2003).

Melon TACAPA is a cultivar that is being developed by Genetic Laboratory, Biology Faculty, Gadjah Mada University of Yogyakarta. This melon is a climacteric melon generated from a cross between ♀Action 434 X ♂PI 371795. TACAPA cultivar has superior properties of the merging properties from its parent, which is round oval shape with soft net, yellowish-green flesh, sweet taste, and resistant to powdery mildew flour mushrooms (Aristya, 2006 and 2009; Daryono and Qurrohman, 2009; Qurrohman, 2011; Rachmawati et al., 2016 and 2017).

In this research, Melon TACAPA is planting in greenhouse KP4 using soil media treatment taken from critical land area of Agro-ecosystem II and III. Then conducting the characterization of Melon TACAPA in terms of phenotype. Phenotypic characters collected include plant height, leaf number, time of melon flowering, water content of plants, and fruit and seed productivity. The study also compared the

phenotypic characteristics obtained in TACAPA with TACAPA parents cultivar, namely Action 434 and PI 371795, and TACAPA offsprings namely TA, TP, PT, and AT cultivars.

## **METHODS**

### **Greenhouse Experiment**

The experiment of greenhouse was done in KP4 UGM Berbah, Sleman - DI Yogyakarta. This experiment was done by Split Plot Design with Completely Randomized Design (CRD) with 4 kinds of treatment (control plant media, Gunungsewu, Dlingo, and Sentolo), 7 experimental units cultivars: TACAPA, TA, TP, PT, AT, Action 434, PI 371795), and 4 replications. Phenotypic data that became the unit of observation include plant height, leaf number, time of melon flowering, water content of plants, and fruit and seed productivity. Watering is done 3 times a week with the amount of water (500 ml) controlled for each plant pot. NPK fertilizer is also given 2 times a month with the amount (1 tablespoon) that is controlled. Pest and disease control is done by spraying insecticide once a month with a concentration of 2 cc in 1 liter of water.

### **Data Analysis**

The collected phenotype data were plant height, leaf number, flowering time of melon, water content of plant, and fruit and seed productivity, then analyzed by using SAS 9.0 Portable program at 5% test level. If this F test indicates any significant

difference characters, then test will continue to proceed with Duncan Multiple Range Test (DMRT) at a standard 5% test level.

## RESULT AND DISCUSSION

The research began with critical land surveys and determination of coordinate points using Garmin GPS. Agroecosystem II and III region which are spread over 3 areas of DI Yogyakarta, Gunungsewu in Gunungkidul District have coordinates: 110°32'15.7" of longitude and 08°03'36.7" of latitude at the elevation: 265 m asl. Dlingo District of Bantul with coordinates: 110°27'56.2" of longitude and 07°55'58.7" of latitude with elevation: 230 m asl, and Sentolo Kulon Progo Regency with coordinates: 110°11'11.3" of longitude LS: 07°49'56.5" of latitude with elevation at

116 m asl. The greenhouse temperature ranged from 27°C to 43°C during the time of observation.

Data results was showed in a table with the phenotypic characteristics obtained in TACAPA and TACAPA parents cultivar, namely ACTION 434 and PI 371795, and TACAPA offsprings namely TA, TP, PT, and AT cultivars.

## PHENOTIPICAL CHARACTERS

### PLANT HEIGHT

Plant height is the result of plant growth and development process which can be used as parameter in describing plant growth in certain condition. In this study, plant height was used as a unit of observation which was then analyzed by Duncan test of 5% level. The results presented in Table 1.

Table 1. Effect of critical soil treatment on TACAPA cultivar melon plant height, TACAPA parents and offsprings of TACAPA at 9th week

T	Cultivar Melon							Average
	TACAPA	TA	TP	PT	AT	ACTION 434	PI 371795	
C	156.25a	157.50a	194.00a	192.50ab	207.50a	157.75a	180.25a	178.500a
GK	141.50a	197.50a	174.75ab	220.25a	202.75a	146.50a	145.75a	177.679a
D	160.00b	160.00a	138.75c	138.50b	142.75b	148.50a	148.25a	139.500b
S	99.75a	164.50a	156.25bc	166.75ab	183.00ab	156.50a	189.50a	165.429a

Explanation:

The numbers are listed in units of cm.

T: Treatment, C: Control, GK: Gunungkidul, D: Dlingo, S: Sentolo

Numbers followed by the same letter in the same column show results that are not significantly different in Duncan's Duncan (DMRT) range test of 5% level.

Duncan test results analysis of the critical land influence on plants cultivars in general shows that only Dlingo critical land that gives a significant effect on the average of melon cultivars height. The same thing was seen in the high yield of melon of TACAPA. This indicates that Dlingo's critical

lands give greater stressful effects than other critical lands and controls. While TACAPA, ACTION 434 and PI 371795 and its offsprings, ie TA showed no different results between treatment and control.

**TOTAL LEAVES AMOUNT**

Leaves are parts of plants that are important for the place of photosynthesis activities. Leaf observation is needed in addition as an indicator of growth as well as

supporting data in explaining the growth process that occurs. The data obtained is presented in Table 2.

Table 2. Effect of critical soil treatments on the number of TACAPA cultivar melon leaves, TACAPA parent and TACAPA crosses result at 9th week

T	Cultivar							Average
	TACAPA	TA	TP	PT	AT	ACTION 434	PI 371795	
C	29.00a	31.75c	49.75a	63.25a	75.50a	64.50ab	60.25a	53.429b
GK	47.50a	84.50a	54.50a	78.00a	74.00a	105.00a	68.50a	73.143a
D	20.00b	79.75ab	55.75a	36.50a	66.50a	77.00ab	56.00a	55.929b
S	23.00b	47.75bc	23.75a	45.75a	54.50a	41.75b	80.50a	45.286b

Explanation:

The numbers are listed in units of pcs.

T: Treatment, C: Control, GK: Gunungkidul, D: Dlingo, S: Sentolo

Numbers followed by the same letter in the same column show results that are not significantly different in Duncan's Duncan (DMRT) range test of 5% level.

Many of the leaves that are formed are determined by the ability of plants to allocate photosintate for the development of leaf primodia. The result of Duncan test analysis of the critical land influence on the plant cultivar generally showed no significant difference between the control with Dlingo and Sentolo critical soil treatment on the average number of melon leaves in the observation of week IX. In TACAPA melon, Dlingo and Sentolo treatments have a significant effect when compared to the control and treatment of Gunungsewu. This indicates that Dlingo and Sentolo's critical lands give obstacles to the ability of plants to allocate photosynthesis to the development of leaf primodias. While TACAPA, PI 371795 as well as its derivatives, TP, PT, and AT showed no different result between treatment and control.

Most of the results showed no significant effect of treatment on the number of leaves. However, it is possible to make a difference in the physiological and anatomical characteristics of plants. This is as described in the research Kowalczyk (1967) on Carnation plants, stress on plants in the form of water causes the leaves to be narrow but thick. This is due to cell growth restriction, both cleavage and cell resistance and waxy / thickening of cell wall to keep cell contents in optimum condition, especially moisture content.

Stress in plants will cause the leaves to decrease the process of photosynthesis and premature aging of the leaf /early senescence. This is explained by Farooq et al. (2009) because in stressful conditions, ABA hormones will be more expressed to regulate open and close stomata in order to prevent excessive transpiration. More

frequent stomatal closures will cause the rate of photosynthesis to decline and growth becomes inhibited.

## FLOWERING TIME

Observation unit of flowering time of melon plants needs to be observed. Several

studies have shown that plant environment stress will have an effect on the acceleration of flowering induction of plants (Stephen & Davenport, 1986; Mwanamwenge et al., 1999). In this study, observed the first time melon flowering, presented in Table 3.

Table 3. Effect of critical land treatment on flowering time of TACAPA cultivar melon, TACAPA cultivation and TACAPA crosses

T	Cultivar							Average
	TACAPA	TA	TP	PT	AT	ACTION 434	PI 371795	
C	27.250a	31.000a	25.500a	33.000a	28.500a	26.750a	25.500a	28.2143a
GK	25.500ab	27.500b	22.500a	28.500b	28.000a	24.500ab	25.000a	25.9286b
D	25.500ab	31.000a	25.000a	27.000b	27.000a	22.500b	23.000a	25.8571b
S	24.500b	31.000a	23.000a	27.750b	25.500a	23.000b	23.000a	25.3929b

Explanation:

The numbers are listed in units of day.

T: Treatment, C: Control, GK: Gunungkidul, D: Dlingo, S: Sentolo

Numbers followed by the same letter in the same column show results that are not significantly different in Duncan's Duncan (DMRT) range test of 5% level.

Giving critical land treatment both Gunung Kidul, Dlingo, and Sentolo, significantly effect on the first flowering time in melon plants. This critical soil treatment induces the acceleration of flowering in melon plants with an average flowering of 25-26 days, while at 28 day control. This can be an indicator that a plant is stressed. According to Poerwanto (2014), stress conditions in plants, especially water stress is a factor of induced flowering plants. This is because, stress will inhibit the growth of plants due to inhibition of giberelin biosynthesis and the occurrence of hydrolysis of starch into simple sugars will make the plants experience a more rapid flowering. Poerwanto added that the technique of stress especially drought is

important to do in the tropics to provide a different harvest time interval.

Research data on each cultivar also showed mixed results. In TACAPA cultivars, the influence of Sentolo planting medium will induce the most rapid flowering when compared to other treatments. The fastest flowering induction occurred in the treated cultivars of ACTION 434 treated by Dlingo and Sentolo media. While for PI 371795, AT, and TP, giving stress environment did not give significant influence to flowering induction. A study by Stephen & Davenport (1986) showed that the water-suppressed Citrus plant provides an induction of accelerated flowering of plants with a higher number of flowers than controls. Arrangement in flowering time is the right

step to adapt to unoptimum environmental conditions. The escaping strategy to accelerate flowering by a plant is an effective strategy to minimize lost productivity, by accelerating maturity to shorten the stress period (Farooq et al, 2009).

## WATER DEGREE

Water is a very important compound for plant growth and is needed in very large quantities. Water is an important component of the plant, forming 80-90% fresh weight of actively growing tissue. In this study the water content of the plant is calculated based on the value of Wet and Dry Weights. The results of statistical analysis of water grade values of plants are presented in Table 4.

Table 4. Effect of critical soil treatment on the water content of plants on TACAPA cultivar melons, TACAPA parent and TACAPA crosses

T	Cultivar							Average
	TACAPA	TA	TP	PT	AT	ACTION 434	PI 371795	
C	83.2550a	77.785a	74.3275a	75.338a	79.7375a	76.9325a	77.0225a	77.7711a
GK	80.9125b	72.165b	74.9100a	73.740a	72.2900bc	70.4375b	70.3975b	73.5504b
D	80.3200b	73.120b	73.6675a	73.750a	73.1125b	67.0725c	71.5675b	73.2075bc
S	80.1625b	71.643b	72.1425b	73.465a	70.8875c	69.1750b	71.7075b	72.7629c

Explanation:

The numbers are listed in units of %.

T: Treatment, C: Control, GK: Gunungkidul, D: Dlingo, S: Sentolo

Numbers followed by the same letter in the same column show results that are not significantly different in Duncan's Duncan (DMRT) range test of 5% level.

Water as an essential component of the plant has a role, among others: a) As a solvent, in it there are gases, salts, and other solutes moving in and out of the cell, b) As reagents in photosynthesis and various hydrological processes, c) young or other structures (Levitt, 1980). This water content is allocated to plant parts that have high physiological activity. Levitt (1980) also adds that dehydration in plants can be avoided either by minimizing outgoing water by stomata closure, leaf rolls, leaf dropping, reducing growth and shortening ontogenesis, or by maintaining a water

supply with osmotic adjustment and an increase in the root / canal ratio.

In the melon water content results obtained a distinct percentage of real between all treatments. The smallest percentage value is obtained at Dlingo and Sentolo treatment. This indicates that both of these treatments provide greater stress conditions than the treatment of Gunungkidul and control. A small percentage of the water content of plants shows that water given to plants through the soil, at least to be absorbed by plants.

The results of data obtained on the effect of treatment on each cultivar showed that the data are uniform. Both on TACAPA water content, TACAPA, and TACAPA breeds explain that Dlingo and Sentolo treatments provide greater dehydration when compared to controls. Dlingo and Sentolo ground which are yellowish in color tend to be white and solid (typical karst soil) it is more difficult to hold water as moisture, so with the same watering volume the plant roots absorb water in less amount than the treatment of Gunungkidul and control.

Setiawan et al. (2013) mentions in his research on Patchouli that the decrease of moisture value along with the watering interval, the longer the plants get the water

supply, the lower the value. This is due to the longer watering interval, the plant roots also absorb water in less amount compared to the shorter watering intervals.

## MELON FRUITS

Melon fruit derived from various cultivars with some treatment in this study, can also be harvested. But not all plants have fruit with a perfect phenotype. Some plants do not produce fruit until they can be harvested and some produce fruit with malformations (imperfect forms). The amount of fruit that can be harvested in each treatment can be seen in Figure 1, while the number of fruits of each cultivar can be seen in Figure 2.

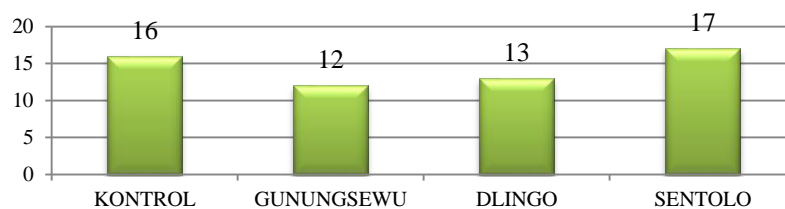


Figure 1. Amount of Harvested Fruits for each of Plant Medium

Critical land treatment does not prevent plants from producing fruit. It is seen that the Sentolo critical land used as a growing medium has more fruit products than controls.

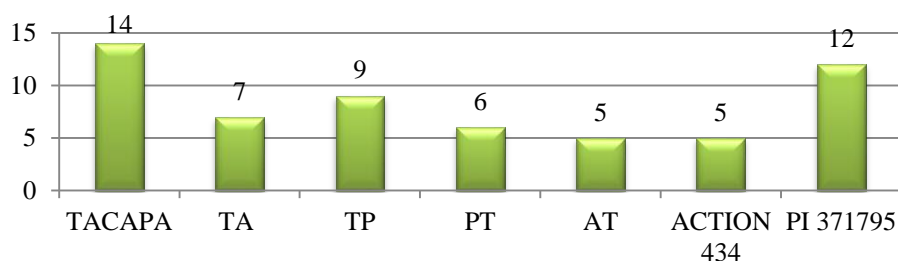


Figure 2. Amount of Harvested Fruits for each of Cultivar

TACAPA cultivars have an advantage over other cultivars in terms of fruit

productivity as indicated by the maximum number of fruits that can and the resulting

fruit have a relatively lower percentage of malformations compared to other cultivars. This indicates that TACAPA cultivars are more likely to be developed on land with a

medium similar to those in this study. Figure 3 shows the percentage of malformations in each cultivar.

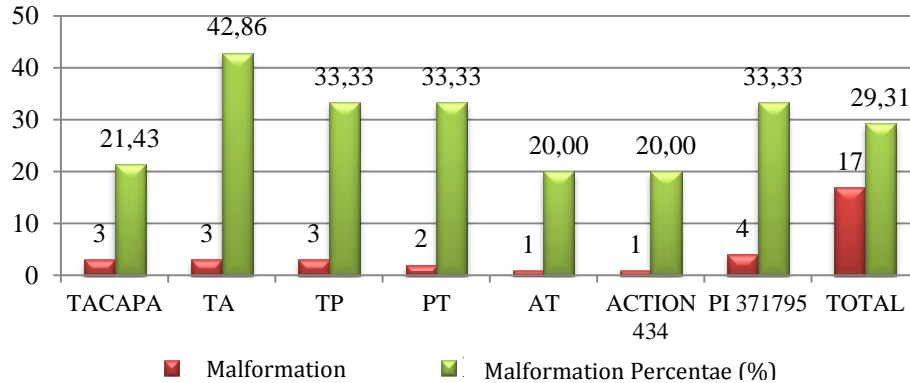


Figure 3. Histogram of malformation amount and percentage for each of Cultivar

Malformations can be caused by several factors, one of which is imperfect pollination. This may be due to the lack of pollinator insects, low pollen viability due to climate and environmental influences, and other factors (Easterbrook & Cross, 1992). Easterbrook & Cross (1992) adds that the development of pollen may also be inhibited by insufficient nutrients leading to fruit malformations. Another study also

mentioned that the administration of pesticides can also trigger the occurrence of malformations in the fruit (Bennet, 1969, Takahashi 1973).

The fruits that have been harvested are then weighed to determine the weight of the fruit (g). The average data of fruit weight and the results of Duncan's advanced assay analysis are presented in Table 5.

Table 5. Effect of critical soil treatments on the weight of TACAPA fruits, TACAPA parent and TACAPA offsprings

T	Cultivar							Average
	TACAPA	TA	TP	PT	AT	ACTION 434	PI 371795	
C	279.98a	346.43a	251.30a	220.85a	237.50a	242.50a	142.60a	250.71a
GK	117.75b	241.00ab	165.40a	140.40b	121.70a	110.10a	126.95a	140.61c
D	203.55ab	166.10b	142.55a	206.20b	186.60a	188.20a	183.07a	184.28b
S	224.83a	323.45a	169.20a	200.35b	248.05a	254.90a	191.20a	226.04a

Explanation:

The numbers are listed in units of gr.

T: Treatment, C: Control, GK: Gunungkidul, D: Dlingo, S: Sentolo

Numbers followed by the same letter in the same column show results that are not significantly different in Duncan's Duncan (DMRT) range test of 5% level.



Fruit weight data indicates that the largest average fruit weight is in the control. This is due to the control, the water can be absorbed perfectly by plants and nutrients

can be transported more optimum than the existence of critical soil treatment so that the fruit generated has a larger average size and heavier.

### SEED PHENOTYPE

Table 6. Effect of critical land treatment on the productivity of TACAPA cultivar melon seeds, TACAPA parent, and TACAPA crosses

T	Cultivar							Average
	TACAPA	TA	TP	PT	AT	ACTION 434	PI 371795	
C	242.00a	241.33a	266.00a	114.00a	128.00a	150.00a	138.67a	196.63a
GK	205.75a	179.00a	207.00a	131.00a	142.00a	69.00a	169.25a	165.46a
D	190.33a	133.00a	252.00a	227.00a	94.00a	196.00a	201.33a	194.08a
S	179.67a	121.00a	180.67a	208.50a	109.50a	229.00a	171.50a	179.06a

Explanation:

The numbers are listed in units of pcs.

T: Treatment, C: Control, GK: Gunungkidul, D: Dlingo, S: Sentolo

Numbers followed by the same letter in the same column show results that are not significantly different in Duncan's Duncan (DMRT) range test of 5% level.

Table 6. provides information on seed productivity data shown on the number of seeds produced by melons either between the controls with each treatment and between the cultivars with each other. The data analysis performed resulted that the influence of the critical land between control and each treatment and between cultivars did not show any significant difference.

### CONCLUSSION

Most of the phenotypic characters including plant height, number of leaves, fruit weight, and number of seeds produced have relatively no significant effect between treatment and control, while the phenotypic first time flowering time and water content of the plant, have a noticeable difference.

### AKNOWLEDGEMENT

Acknowledgments are given to the Indonesian Ministry of Research and Technology for grant aid through the INSINAS program knowing the 2013-2014 budgeting years that has been given to the research team of Genetics Laboratory of Faculty of Biology Gadjah Mada University of Yogyakarta.

### REFERENCES

- Aristya, G. R. 2006. *Skrining dan Pewarisan Sifat Ketahanan Tanaman Melon (Cucumis melo L.) terhadap Powder Mildew (Jamur Tepung)*. Skripsi Fakultas Biologi Universitas Gadjah Mada Yogyakarta.
- Aristya, G. R. 2009. *Pewarisan dan Pemetaan Penanda Sequence Characterized Amplified Region (SCAR) Terpaut Gen Penyandi Ketahanan Powdery*

- Mildew (Podosphaera xanthii (Castag.) Braun et Shiskoff) pada Tanaman Melon (Cucumis melo L.). Tesis Fakultas Biologi Universitas Gadjah Mada Yogyakarta.*
- Bennet, M. 1969. Field Control of Strawberry Fruit-rot (*Botrytis cinerea* Fr.) by Fungicide. *Journal of Horticultural Science* 44:81-89.
- Chaves, M. M., Maroco, J. P., & Pereira, J. S. 2003. Understanding Plant Responses to Drought from Genes to The Whole Plant Function. *Journal of Plant Biology* 30:239-264.
- Daryono, B. S. & Qurrohman, M. T. 2009. Pewarisan Sifat Ketahanan Melon (*Cucumis melo* L.) Terhadap Powdery Mildew (*Podosphaera xanthii* (Castag.) Braun et Shishkoff). *Jurnal Perlindungan Tanaman Indonesia* 15(1):1-6.
- Easterbrook, M. A. & Cross, J. V. 1992. *The Role of Capsid Bugs in Malformation of Strawberry*. Cambridgeshire: Horticulture Research International.
- Farooq, M., Wahid, A., Kobayashi, N., Fujita, D., & Basra, S. M. A. 2009. Plant Drought Stress: Effects, Mechanisms and Management. *Journal Agronomy for Sustainable Development* 29:185-212.
- Ingram, J. & Bartels, D. 1996. The Molecular Basis of Dehydration Tolerance in Plants. Annual Review Plant Physiology. *Journal of Plant Molecular Biology* 47:377-403.
- Kowalczyk, R. A. 1967. *The Effect of Soil Moisture Stress on Growth and Flowering of Carnations*. Thesis Colorado States University.
- Levitt, J. 1980. *Response of Plants to Environmental Stresses: Water, Radiation, Salt, and Other Stresses*. NewYork: Academic Press.
- Mooney, H. A., Percy, R. W., & Ehleringer, J. 1987. Plant Physiology Ecology Today. *Journal of Bioscience* 7:18-20.
- Morgan, J. M. 1984. Osmoregulation and Water Stress in Higher Plants. Annual Review Plant Physiology. *Journal of Plant Molecular Biology* 35:299-319.
- Mwanamwenge, J., Loss, S. P., Siddique, K. H. M., & Cocks, P. S. 1999. Effect of Water Stress During Floral Initiation, Flowering and Podding on The Growth and Yield of Faba Bean (*Vicia faba* L.). *European Journal of Agronomy* 1:1-11.
- Nahdi, M. S. 2012. *Konservasi Ekosistem Lahan Kritis Berbasis Kearifan Masyarakat di Kawasan Imogiri Yogyakarta*. Disertasi Fakultas Biologi Universitas Gadjah Mada Yogyakarta.
- Poerwanto, R. 2014. Materi Perkuliahan: Pembungaan dan Pembuahan. Departemen Agronomi dan Hortikultura, Institut Pertanian Bogor.
- Qurrohman, M. T. 2011. *Analisis Keterpautan Gen Ketahanan terhadap Powdery Mildew pada Tanaman Melon (Cucumis melo L.) Hasil Test Cross dengan Penanda Sequence Characterized Amplified Region (SCAR)*. Tesis Fakultas Biologi Universitas Gadjah Mada Yogyakarta.
- Rachmawati, Y., Budi, S. D., & Ganies, R. A. 2017. Molecular characters of melon (*Cucumismelo* L. "Tacapa") in response to karst critical land. *AIP Conference Proceedings* 1854 (1), 020030.
- Setiawan. 2012. *Respon Tanaman Nilam (Pogostemon cablin Benth) terhadap Cekaman Kekeringan*. Tesis Fakultas Pertanian UGM.

- Stephen, S. M. & Davenport T. L. 1986. Characterization of Water Stress and Low Temperature Effects on Flower Induction in Citrus. *Journal of Plant Physiology* 81:26-29.
- Sutara, P. K. 1996. *Struktur Anatomi Eichornia crassipes (Mart.) Solm. dan Pistia stratiotes L. Akibat Pemberian Naphtol dan Kalsium Karbonat*. Tesis Fakultas Matematika dan Ilmu Pengetahuan Alam Universitas Gadjah Mada Yogyakarta.
- Takahashi, K. 1973. Factors Affecting Malformation of Strawberry Fruit in Plastic Greenhouse. *Acta Horticulturae* 30:179-185.